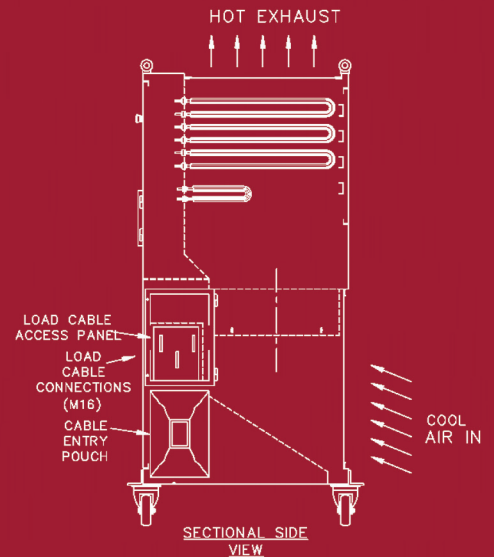
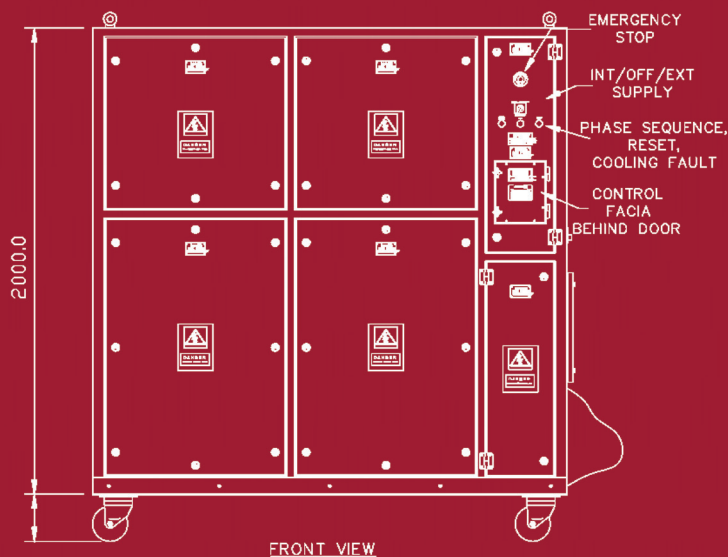


Datasheet: 800kW Loadbank

| Description | | | | | |
|---|----|-------------------------------------|----------|--------------------|---------|
| Model | | Transportable | | Fixed | |
| Country of Origin | | United Kingdom | | | |
| Max Capacity - Packaged Loadbank | | 800kW | | | |
| Voltage Max - Continuous Operation | | 380V - 415V | | | |
| Operating Frequency Range | | 50Hz | | | |
| Phases | | 3ph | | | |
| Wires (Star Connection) | | 4 | | | |
| Load-Step Resolution @ Design Voltage | | 1kW | | | |
| Voltage Tolerance (Short Term Operation) | | +5% | | | |
| Load Element Tolerance | | +/-5% | | | |
| Elements | | 80/20 nickel chrome resistance wire | | | |
| Insulation Test | | 500V | | | |
| Auxiliary Supply Voltage | | 380V - 415V | | | |
| Operating Frequency Range | | 50Hz | | | |
| Phases | | 3ph | | | |
| Load Connections | | M16 Copper Busbars | | | |
| Protection | | Thermal Emergency Cut Out | | | |
| | | Air-Flow Switch | | | |
| | | Fan Overload | | | |
| | | Emergency Stop | | | |
| Control Voltage | | Selectable - Test or Auxiliary | | | |
| Cooling Method | | Forced Air Cooling (Vertical) | | | |
| Air-Flow (Approx.) | | 720m³/min | | | |
| Load Switching Category | | AC-1 Resistive | | | |
| Load Switching Contactor Type | | 3 Pole AC Contactors | | | |
| Rated Maximum Ambient Temperature Operation | | +40°C / +104°F | | | |
| Rated Minimum Ambient Temperature Operation | | -20°C / -4°F | | | |
| Rated Maximum Relative Humidity | | 95% RH | | | |
| Altitude Rating | | <500m [m.a.s.l.] | | | |
| Enclosure | | Sheet Steel | | | |
| Finish | | White - RAL9016 | | | |
| Control Chamber IP Rating | | IP55 | | | |
| Lifting | | Lifting Eyes x4 | | | |
| Enclosure Dimensions | | Castors | Channels | FLB | Fixed * |
| Length (Approx.) | mm | 2060 | 2060 | 2060 | 2535 |
| Width (Approx.) | mm | 1025/1150 | 1025 | 1025 | 1025 |
| Height (Approx.) | mm | 2202 | 2152 | 2152 | 2152 |
| Total Weight (Approx.) | kg | 900 | 900 | 1100 | 1000 |
| Loadbank Control Systems | | | | | |
| Control | | KCS | | MCS | |
| | | KCS100H - 10m Lead | | PC Software or HHT | |
| Optional Extras: | | VIP - Power Meter | | Modbus | |
| | | KCS100L (Local) | | | |
| | | KCS100R (Remote) | | | |
| | | Extendable System | | Extend - Standard | |
| Load Connection Type | | 1-Phase and/or Delta | | | |
| Frequency / Connections | | 60Hz and 3-Wire Connection | | | |
| Control Extension Cables | | 50m or 100m Extension | | | |
| Transportation | | 4-Wheel Trailer Mounted | | | |
| Load Connections | | Powerlocks | | | |
| Protection Cover | | Loadbank PVC Cover | | | |

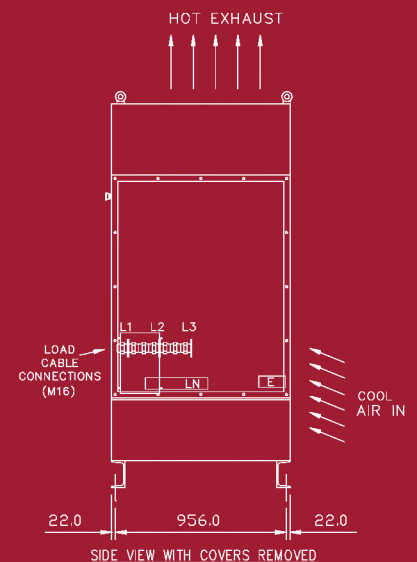
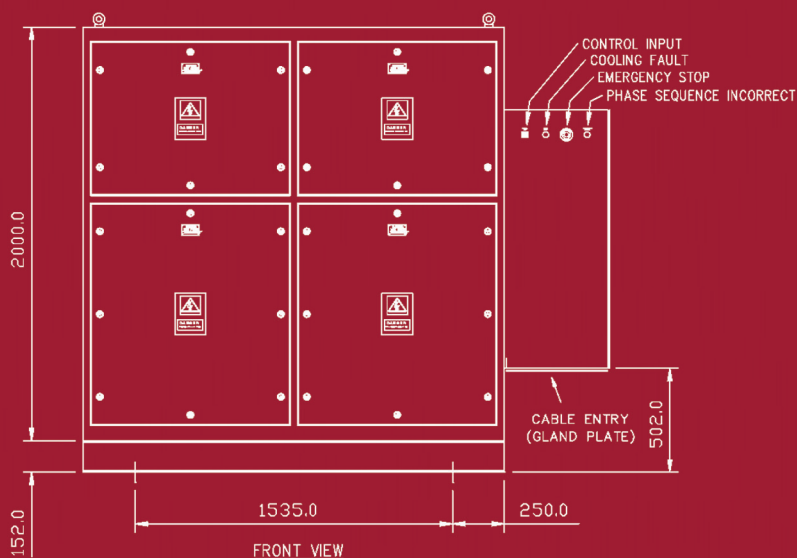
* Permanent installation only

800kW - Issue 1 - 18/06/15 (Changes to specification may vary without notice)



Quality without compromise

Our loadbanks are characterised by one thing above all: quality. At every stage of our supply chain, from raw material to finished item, we work with established, worldclass suppliers and implement our own uncompromising quality control processes to ensure that our products perform better and last longer.



For further information contact:
Crestchic Limited
Second Avenue, Centrum 100
Burton-on-Trent, DE14 2WF
United Kingdom

Tel +44 (0) 1283 531645
Fax +44 (0) 1283 510103
sales@crestchic.co.uk
hires@crestchic.co.uk
www.crestchic.co.uk

The information given in this literature is, to the best of our knowledge, correct at the time of going to print. However, Crestchic is constantly looking at ways of improving their products and services and therefore reserve the right to change, without prior notice, any of the data contained in this publication. Any orders placed will be subject to our Standard Conditions of Sale, available on request. Crestchic is part of the NBI group of companies.