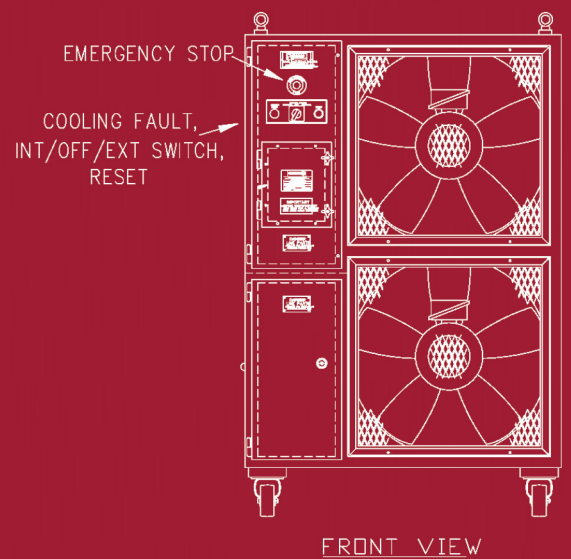
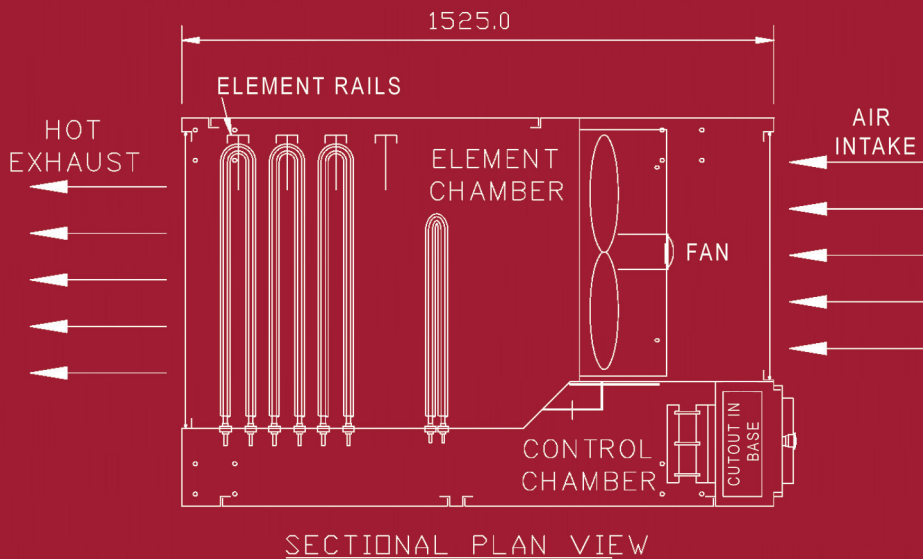


Datasheet: 500 - 700kW Loadbank Range

Description					
Model		Transportable		Fixed	
Country of Origin		United Kingdom			
Max Capacity - Packaged Loadbank		500kW - 700kW			
Voltage Max - Continuous Operation		380V - 415V			
Operating Frequency Range		50Hz			
Phases		3ph			
Wires (Star Connection)		4			
Load-Step Resolution @ Design Voltage		1kW			
Voltage Tolerance (Short Term Operation)		+5%			
Load Element Tolerance		+/-5%			
Elements		80/20 nickel chrome resistance wire			
Insulation Test		500V			
Auxiliary Supply Voltage		380V - 415V			
Operating Frequency Range		50Hz			
Phases		3ph			
Load Connections		M16 Copper Busbars			
Protection		Thermal Emergency Cut Out			
		Air-Flow Switch			
		Fan Overload			
		Emergency Stop			
Control Voltage		Selectable - Test or Auxiliary			
Cooling Method		Forced Air Cooling (Horizontal)			
Air-Flow (Approx.)		480m³/min			
Load Switching Category		AC-1 Resistive			
Load Switching Contactor Type		3 Pole AC Contactors			
Rated Maximum Ambient Temperature Operation		+40°C / +104°F			
Rated Minimum Ambient Temperature Operation		-20°C / -4°F			
Rated Maximum Relative Humidity		95% RH			
Altitude Rating		<500m [m.a.s.l.]			
Enclosure		Sheet Steel			
Finish		White - RAL9016			
Control Chamber IP Rating		IP55			
Lifting		Lifting Eyes x4			
Enclosure Dimensions		Castors	Channels	FLB	Fixed *
Length (Approx.)	mm	1550	1550	1550	1745
Width (Approx.)	mm	1000	1000	1000	1000
Height (Approx.)	mm	1525	1476	1552	1446
Total Weight (Approx.)	kg	590	590	640	600
Loadbank Control Systems					
Control		KCS		MCS	
		KCS100H - 10m Lead		PC Software or HHT	
Optional Extras:		VIP - Power Meter		Modbus	
		KCS100L (Local)			
		KCS100R (Remote)			
		Extendable System		Extend - Standard	
Load Connection Type		1-Phase and/or Delta			
Frequency / Connections		60Hz and 3-Wire Connection			
Control Extension Cables		50m or 100m Extension			
Transportation		2/4-Wheel Trailer Mounted			
Load Connections		Powerlocks			
Protection Cover		Loadbank PVC Cover			
Frame		Crash Pack			

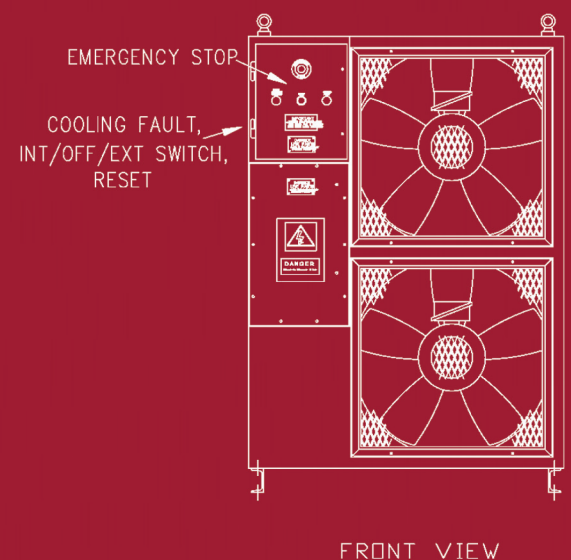
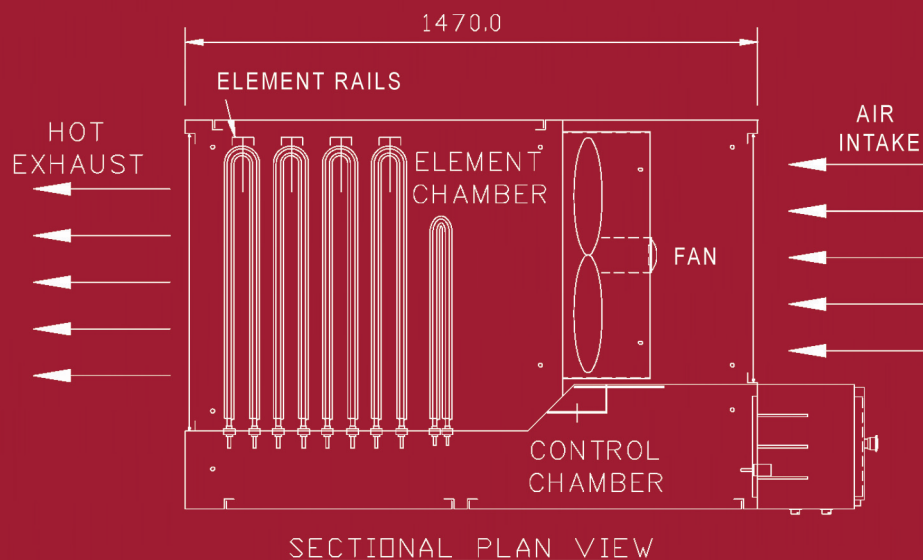
* Permanent installation only

500kW - 700kW AC - Issue 1 - 18/06/15 (Changes to specification may vary without notice)



Quality without compromise

Our loadbanks are characterised by one thing above all: quality. At every stage of our supply chain, from raw material to finished item, we work with established, worldclass suppliers and implement our own uncompromising quality control processes to ensure that our products perform better and last longer.



For further information contact:
Crestchic Limited
Second Avenue, Centrum 100
Burton-on-Trent, DE14 2WF
United Kingdom

Tel +44 (0) 1283 531645
Fax +44 (0) 1283 510103
sales@crestchic.co.uk
hires@crestchic.co.uk
www.crestchic.co.uk

The information given in this literature is, to the best of our knowledge, correct at the time of going to print. However, Crestchic is constantly looking at ways of improving their products and services and therefore reserve the right to change, without prior notice, any of the data contained in this publication. Any orders placed will be subject to our Standard Conditions of Sale, available on request. Crestchic is part of the NBI group of companies.